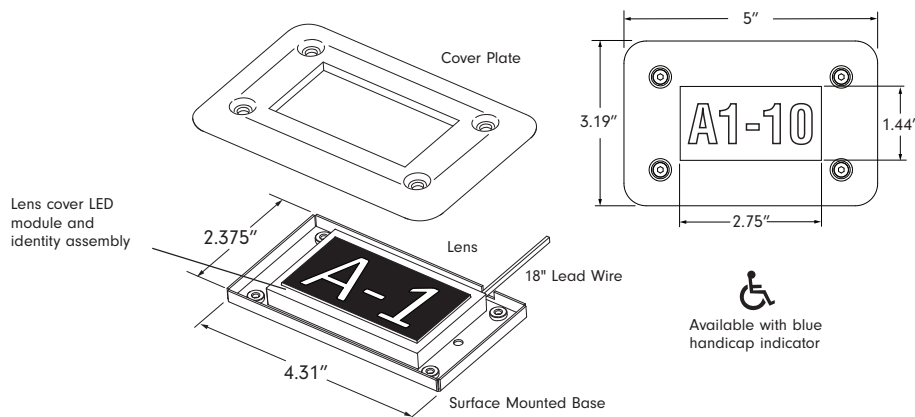




Project: \_\_\_\_\_ Type: \_\_\_\_\_

- Multiple lines of alphanumeric text possible with wider window for additional seat/row graphics (up to 2 rows).
- Evenly illuminated edge lit light source.
- Vinyl black background creates a highly visible illumination of characters (assorted font types available)
- Base plate mounts to bare floor surface for carpeted applications.
- Replaceable base with integrated LED assembly for easy installation and replacement.

## Dimensions



## Order Guide

PRODUCT CODE	LED COLOR	STYLE	FONT	MOUNT	FINISH
<b>MNG</b>					
MNG = Monogram Row Indicator	<b>19</b> = 1900K <b>27</b> = 2700K <b>30</b> = 3000K <b>35</b> = 3500K <b>40</b> = 4000K <b>AM</b> = Amber <b>RD</b> = Red <b>BL</b> = Blue	<b>01</b> = 1 Row - 4 Large Characters (1" letters) <b>02</b> = 1 Row - 7 Small Characters (.75" letters) <b>03</b> = 2 Row - Large Top Row Small Lower Row <b>04</b> = 1 Row - Graphics and 3 Medium Characters <b>HC</b> = Handicap Symbol <b>CS</b> = Custom (consult factory)	<b>H</b> = Helvetica Condensed <b>C</b> = Custom Font (specify font type)	SM = Surface Mount	BLK = Black

## Specification

### Electrical (based on 3000K)

Operating Voltage	12V DC
Dimming	0-10V, MLV, ELV, DMX
Watt/module	0.2
CRI	>80/TYP83
Kelvin Temp	1900K (+/- 100K), 2700K (+/- 100K), 3000K (+/- 100K), 3500K (+/- 100K), 4000K (+/- 150K), Red, Blue, Amber

### Certification and Testing

Certification	cETLus, ADA, NFPA
Power Supply	Class 2
Rated Life	50,000 hrs.
Environment	Dry & Wet Location
Warranty	5 years


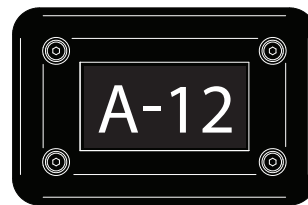
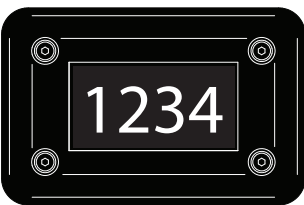
## Character Text Ordering Information

Use the window diagrams below to specify character requirements. Standard font used is Helvetica Condensed. Custom font styles are available, please note font at time of order.

### 01 STYLE - 1 ROW

Up To 4 Large characters - 1 Row


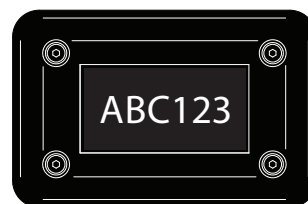
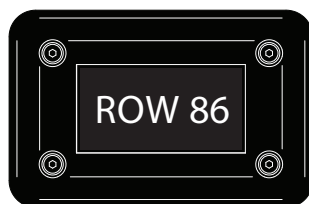
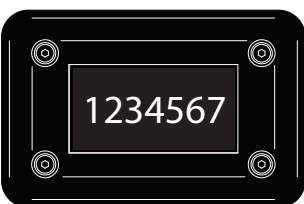
Examples below



### 02 STYLE - 1 ROW

Up To 7 Small characters - 1 Row

Examples below



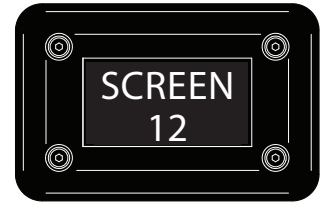
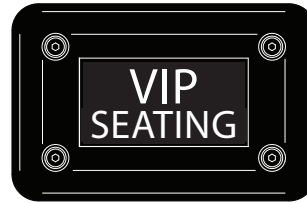
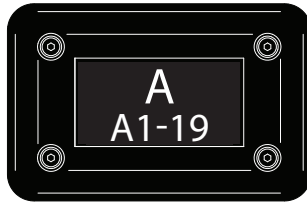
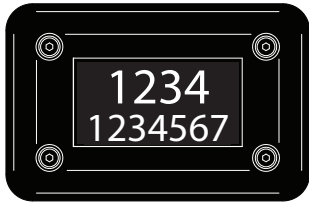
# 12V | Monogram™ Row Indicator

## 03 STYLE - 2 ROW

Top Row: Up To 4 Medium characters or 7 Small Characters

Examples below


Bottom Row: Up To 7 Small characters



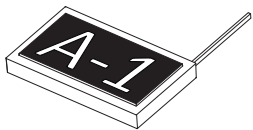
## 04 STYLE - 1 ROW

\*Image and Up To 3 Medium characters

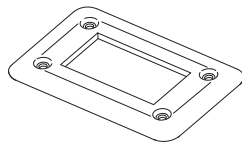
Examples below



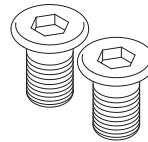
## Replacement Parts



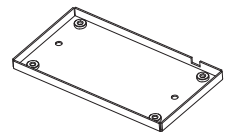
**MNG-XX-XX**  
**XX= 19(1900K), 27(2700K), 30(3000K), 35(3500K), 40(4000K), AM(Amber), RD(Red), BL(Blue)**  
**XX=01,02,03,04,HC(Handicap Symbol), CS(Custom)**  
**Light Module Only**



**MNG-SM-BLK**  
 Face Plate  
 Cover plate - Black



**MNG-COVERSCREW COVERPLATE SCREWS**  
 Black oxide coated corrosion resistant 3/8" screws for damp environments



**MNG-BASE**  
 Base Plate  
 Surface Mount Base Plate



Power Supplies

**ADUL - NON DIMMING**

DESCRIPTION	CAT NO	APPLICATION	PRIMARY VOLTAGE	SECONDARY VOLTAGE	CIRCUIT BREAKERS	MAX LOAD	CIRCUIT CAPACITY
ADUL Series Class 2 Transformer	ADUL-80-1-5-12-D	Indoor / Damp	100-277V AC 50/60 HZ	12V DC	1	60W	5A
	ADUL-150-2-5-12-D				2	2x60W	2x5A
	ADUL-240-3-5-12-D				3	3x60W	3x5A
	ADUL-320-4-5-12-D				4	4x60W	4x5A

**ADUL - 0-10V DIMMING**

DESCRIPTION	CAT NO	APPLICATION	PRIMARY VOLTAGE	SECONDARY VOLTAGE	CIRCUIT BREAKERS	MAX LOAD	CIRCUIT CAPACITY
ADUL Series Class 2 Transformer	ADUL-80-1-5-12-DOT	Indoor / Damp	100-277V AC 50/60 HZ	12V DC	1	60W	5A
	ADUL-150-2-5-12-DOT				2	2x60W	2x5A
	ADUL-240-3-5-12-DOT				3	3x60W	3x5A
	ADUL-320-4-5-12-DOT				4	4x60W	4x5A

**ADUL - DMX SINGLE ADDRESS**

DESCRIPTION	CAT NO	APPLICATION	PRIMARY VOLTAGE	SECONDARY VOLTAGE	CIRCUIT BREAKERS	MAX LOAD	CIRCUIT CAPACITY
ADUL Series Class 2 Transformer	ADUL-80-1-5-12-DIN	Indoor / Damp	100-277V AC 50/60 HZ	12V DC	1	60W	5A
	ADUL-150-2-5-12-DIN				2	2x60W	2x5A
	ADUL-240-3-5-12-DIN				3	3x60W	3x5A

**ADUL - DMX MULTI ADDRESS**

DESCRIPTION	CAT NO	APPLICATION	PRIMARY VOLTAGE	SECONDARY VOLTAGE	CIRCUIT BREAKERS	MAX LOAD	CIRCUIT CAPACITY
ADUL Series Class 2 Transformer	ADUL-150-2-5-12-DIN-2	Indoor / Damp	100-277V AC 50/60 HZ	12V DC	2	2x60W	2x5A
	ADUL-240-3-5-12-DIN-3				3	3x60W	3x5A
	ADUL-320-4-5-12-DIN-4				4	4x60W	4x5A

**INFINITY - MLV / ELV / 0-10V / PWM / TRIAC**

DESCRIPTION	CAT NO	APPLICATION	PRIMARY VOLTAGE	SECONDARY VOLTAGE	CIRCUIT BREAKERS	MAX LOAD	MIN LOAD	CIRCUIT CAPACITY
Infinity Series Class 2 Transformer	INF-J-30-1-2-5-12	Indoor / Outdoor	100 - 277V AC	12V DC	1	30W	3W	2.5A
	INF-J-60-1-5-12				1	60W	6W	5A
	INF-J-180-3-5-12				3	3x60W	3x6W	3x5A
	INF-J-300-5-5-12				5	5x60W	5x6W	5x5A

**Dimmers**

**DIMMING - 0-10V**

DESCRIPTION	CAT NO	APPLICATION	INPUT VOLTAGE	OUTPUT VOLTAGE	MAX LOAD
0-10V Dimmer	DIM-LD-010	Indoor	12V/24V DC	12V/24V DC	30 mA max. output (sink only)

**DIMMING - MLV**

DESCRIPTION	CAT NO	APPLICATION	INPUT VOLTAGE	OUTPUT VOLTAGE	MAX LOAD
MLV Dimmer	N-600	Indoor	120V AC	120V AC	450W
	N-1000				800W
	N-1500				1200W
	D-600				450W
	M-600				450W
	M-1000				800W

**DIMMING - ELV**

DESCRIPTION	CAT NO	APPLICATION	INPUT VOLTAGE	OUTPUT VOLTAGE	MAX LOAD
ELV Dimmer	ME-600	Indoor	120V AC	120V AC	450W
	DE-300				300W

**In-Wall Controls**



**TVOQ-1-WH**  
White

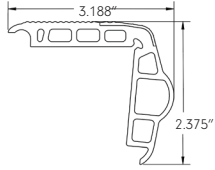


**TVOQ-10-XX-7**  
XX = **BK** (Black), **WH** (White)

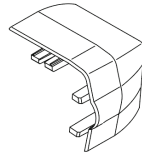


**TVOQ-2-BK**  
Black

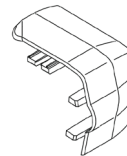
TwoTone Bullnose & Accessories



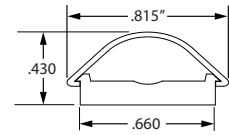
**BNS-XXX-GY-12**  
**XXX = TT** (black/gray), **TT2** (black/2"gray), **SC** (solid gray)  
 TwoTone Bullnose, 12' length



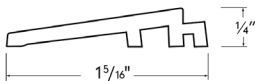
**BNS-TT-EC-X**  
**X = L** (left side), **R** (right side)  
 Bullnose Overlap End Caps, black



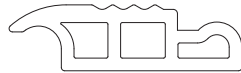
**BNS-CC-TT-EC-X**  
**X = L** (left side), **R** (right side)  
 Bullnose Carpet to Carpet End Caps, black



**BS-CC-8**  
 Wall Wireway, 8' black base & conduit cover



**BNS-TT-R-12**  
 Step Reducer, 12' section



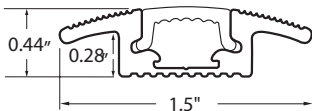
**STP-EXTNDR-12**  
 Bullnose Step Landing Tread Extender, 12'



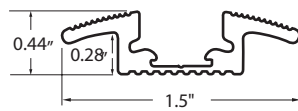
**ADH-MB-75AM-XX**  
**XX = 10** (10.1 oz tubes, 30 per case), **29** (29 oz tubes 12 per case)



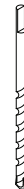
**ADH-IA-10.2-CA**  
 End cap clear liquid adhesive, 10.2 oz tubes sold individually, 12 per case



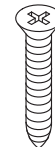
**WW-XX-XX-8**  
**XX = CC** (Carpet to Carpet base), **CW** (Carpet to Wall base)  
**XX = BK** (black lense), **GY** (gray lense)  
 Base and Cover Combo, 8' length



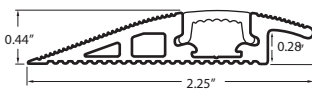
**WW-XX-BS-8**  
**XX = CC** (Carpet to Carpet), **CW** (Carpet to Wall)  
 Base Only, black, 8' length



**RONDB-5/32**  
 Concrete Drill Bit 5/32"



**TM-3/16**  
 Concrete Screw 3/16" x 1 3/4"



**WW-CE-XX-8**  
**XX = BK** (black), **GY** (gray)  
 Carpet to Edge Base and Cover Combo, 8' length



**WW-CE-BS-8**  
 Base Only, Carpet To Edge, black, 8' length